

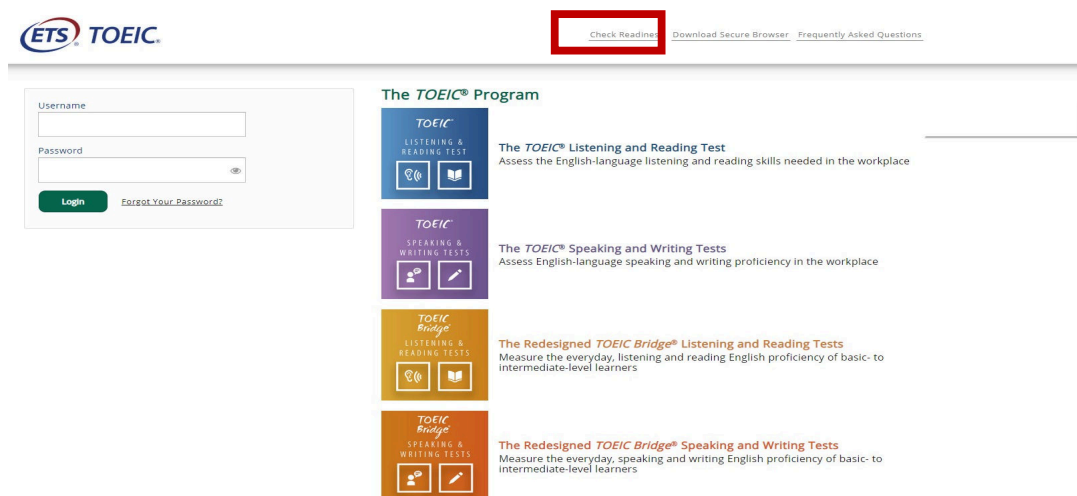
## System Check

Você deve realizar uma **Verificação do Sistema** para garantir que seu computador e conexão com a internet permitam que você complete a prova no dia do teste. Esta verificação deve ser realizada no mesmo computador e conexão com a internet que você planeja usar e deve ser realizada na mesma hora do dia que você está programado para fazer o teste.

A Verificação do Sistema testa uma variedade de coisas, como seu sistema operacional, navegador, configurações de exibição e velocidade de internet. Se alguma das verificações falharem, certifique-se de atender aos requisitos mínimos do sistema.

Antes de executar a verificação do sistema, mude o idioma do computador para o inglês. Se você não alterar o idioma, o computador poderá falhar na verificação do sistema mesmo que ele atenda aos requisitos mínimos.

Acesse [www.epntoeiconline.org](http://www.epntoeiconline.org). Clique em **CheckReadiness**.



The screenshot shows the TOEIC website interface. At the top left is the ETS TOEIC logo. At the top right, there are three links: "Check Readiness" (highlighted with a red box), "Download Secure Browser", and "Frequently Asked Questions". Below the navigation bar is a login form on the left with fields for "Username" and "Password", a "Login" button, and a "Forgot Your Password?" link. To the right of the login form is a section titled "The TOEIC® Program" which lists four test types with their respective icons and descriptions:

- TOEIC LISTENING & READING TESTS**: The TOEIC® Listening and Reading Test. Assess the English-language listening and reading skills needed in the workplace.
- TOEIC SPEAKING & WRITING TESTS**: The TOEIC® Speaking and Writing Tests. Assess English-language speaking and writing proficiency in the workplace.
- TOEIC Bridge LISTENING & READING TESTS**: The Redesigned TOEIC Bridge® Listening and Reading Tests. Measure the everyday, listening and reading English proficiency of basic- to intermediate-level learners.
- TOEIC Bridge SPEAKING & WRITING TESTS**: The Redesigned TOEIC Bridge® Speaking and Writing Tests. Measure the everyday, speaking and writing English proficiency of basic- to intermediate-level learners.

## 1. Clique em **Skip this Step**.



Link This Device to Your Institution

Select the institution you would like to link to this device to allow us to provide institution specific secure browsers for testing. You will not be required to repeat this step unless you wish to change the institution you have selected.

If you are testing from home or outside of the institution's network, you may skip this step. Doing so will not impact test results and reporting.

These institutions are associated with your current location:

Select

Após selecionar **Skip this Step** a seguinte tela aparecerá. Clique em **Run System Check**.



[Return](#)

### Check Readiness

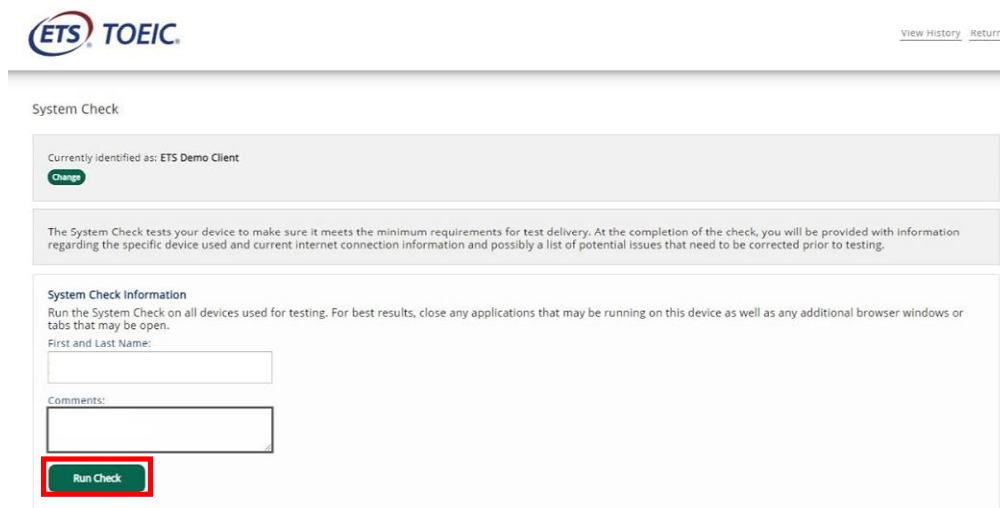
Currently identified as: ETS Demo Client

<p><b>System Check</b></p> <p>Run the System Check to identify potential issues with this device or Internet connection. This check also verifies this device meets the minimum system requirements needed to run the test.</p> <p><input type="button" value="Run System Check"/></p>	<p><b>Evaluate Network</b></p> <p>Launch the Test Simulation on multiple devices at the same time to simulate the network traffic of several test takers at your institution. We recommend coordinating the verification process with your IT staff so they can monitor network performance during the exercise.</p> <p><input type="button" value="Run Test Simulation"/></p>
--	--

**Advanced Readiness and Troubleshooting**

<input type="button" value="Test Delivery Check"/>	Run the Test Delivery Check to take a test. This test includes samples of each question type to verify this device will deliver the test.
<input type="button" value="Bandwidth Check"/>	Run the Bandwidth Check to sample your Internet connection speeds over a period of time to see how your available bandwidth fluctuates throughout the day.

2. Complete o campo First and Last Name. Deixe Comments em branco. Clique em **RunCheck**. Você verá que a verificação do sistema irá testar as diferentes funções necessárias para administrar o teste com êxito.



ETS TOEIC [View History](#) [Return](#)

### System Check

Currently identified as: ETS Demo Client [Change](#)

The System Check tests your device to make sure it meets the minimum requirements for test delivery. At the completion of the check, you will be provided with Information regarding the specific device used and current internet connection information and possibly a list of potential issues that need to be corrected prior to testing.

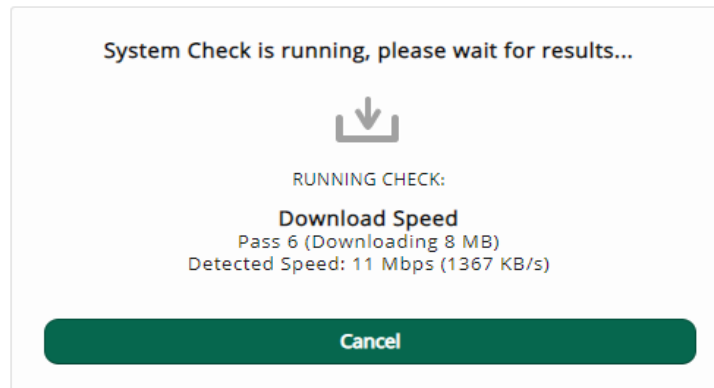
#### System Check Information

Run the System Check on all devices used for testing. For best results, close any applications that may be running on this device as well as any additional browser windows or tabs that may be open.


First and Last Name:

Comments:

[Run Check](#)



System Check is running, please wait for results...



RUNNING CHECK:

**Download Speed**  
Pass 6 (Downloading 8 MB)  
Detected Speed: 11 Mbps (1367 KB/s)

[Cancel](#)

3. Após a conclusão da verificação, revise os resultados para garantir que você possa executar o SecureBrowser.
4. Gere o relatório da verificação clicando em DOWNLOAD localizado na parte superior da tela final do resultado, e nos envie por e-mail.